

Distributor:



Special Action


-60%



** Speciale nettoprijzen geldig van 15/05/2018 tot 31/12/2018 of zolang de voorraad strekt. Prijzen excl. BTW. Onder voorbehoud van druk- en zetfouten of wijzigingen //
Prix nets spéciales valable du 15/05/2018 jusqu'au 31/12/2018 ou jusqu'à épuisement de stock. Prix hors TVA. Sous restriction de fautes typographiques ou changements.*

Modular work benches

A new line of height-adjustable work benches and modules that adapt to user requirements and the workshop.



The metal sheet thickness of all supporting parts of modular workbenches is 1 mm, which provides them stability, durability, and diversity of use.



We offer a wide range of accessories for a well-organized workplace.



The parapet channel enables us to electrify the workplace. The standard parapet channel contains 2 sockets, whereas the longer 1500 mm option offers a total of 4 sockets. The parapet channel does not have pre-installed wiring.



The spacious drawer with its 260 mm height is suitable for storing larger items and can be used for sprays storage as well.



The tools stored in the work bench drawers are safely secured with a lock and a folding key.



The LED light with a low power consumption and a high luminosity is available in different lengths. With the attached adapters it is possible to connect the lights together. The light holder can be adjusted by height and depth.



The shelf has a load capacity of 60 kg and has an adjustable two-position incline, which provides a well-arranged and more convenient storing of materials.



By height adjustable leg enables the adaptation of the workbench from a minimum height of 730 mm to a maximum of 1140 mm. The height is adjustable in steps of 30 mm.



The EUROloch perforation allows the usage of most standard accessories. A work bench upgraded with perforated plates offers a variety of layouts and can be adapted to the preferences of the individual user.



The connection plate provides maximum stability, even when moving the workbench.



Reinforced rails enlarge greater stability of the drawers with a carrying capacity of 50 kg.



The multilayered 40 mm thick bench top provides high impact resistance and stability in all lengths. The protective layer prevents the absorption of oils and dirt.



Over 300 SOS inserts with tools and inserts for storing of small materials are available for the narrow drawers, as well as for the wide ones. The inserts are combinable or can be custom made upon request.

TOOL CARRIAGE WITH TOOLS - 141 pcs.

5000TUR (624141)



TR1 (624166)



TR2 (624167)

-60%
493,81 €
 1.234,53 €



TR3 (624168)

608542	940E1	Tool carriage Eurostyle
624166	TR1	Set of wrenches in SOS tool tray 🔧 110/1 (6 x 7, 8 x 9, 10 x 11, 12 x 13, 14 x 15, 16 x 17, 18 x 19, 20 x 22), 🔧 120/1 (6, 7, 8, 9, 10, 11, 12, 13, 14, 17, 19, 22), 180/1 (6 x 7, 8 x 9, 10 x 11, 12 x 13, 14 x 15, 16 x 17, 18 x 19, 20 x 22), 🛠️ 220/3PH (1,5 - 10/9)
624167	TR2	Set of tools in SOS tool tray 🔧 188.1/1ABI (1/4"), 🔧 188.2/2BI (1/4"), 🔧 188.3/2 (1/4"), 🛠️ 188.4/2 (1/4" x 55, 1/4" x 150), 🛠️ 188.6/2 (1/4"), 🛠️ 188/2 12p (8, 10), 🛠️ 188/2 6p (4, 5, 6, 7, 8, 9, 10, 11, 13, 12), 🔧 190.1/1ABI (1/2"), 🔧 190.3/1 (1/2"), 🛠️ 190.4/1 (1/2" x 125), 🛠️ 190.6/2 (1/2"), 🛠️ 190/1 6p (10, 11, 12, 13, 14, 15, 16, 17, 18, 19, 21, 22, 23, 24, 26, 27, 28, 30, 32), 🛠️ 192/2TX (TX 20, TX 25, TX 27, TX 30, TX 40, TX 45, TX 50, TX 55, TX 60), 🔧 193HX (3, 4, 5, 6, 7, 8)
624168	TR3	Set of tools in SOS tool tray 🔧 406/4G (180), 🔧 429/3 (250), 🔧 445/4G (240), 🔧 461/4G (160), 🔧 605CR (0.8 x 4.0 x 100, 1.0 x 5.5 x 125, 1.2 x 6.5 x 150, 1.6 x 10.0 x 200), 🔧 615CR (PH1 x 200, PH2 x 100), 🔧 626CR (PH2 x 25), 🔧 627CR (1.2 x 6.5 x 25), 🔧 629TBI (8, 10, 13), 🔧 660/6 (150), 🔧 820 (32)

TOOL TROLLEY

940T (627351)

- Ergonomic, lightweight and easy to push magazine trolley

Includes:

- 4 wheels, 2 fixed and 2 swivel
- Table of water-resistant material and covered with an impact resistant and anti-slip material

Dimension:

- max. 200 kg or max. 100 kg on the shelf
- trolley: 1072 x 600 x 887
- tool packaging: 1020 x 635 x 190



-60%
128,02 €
 320,06 €

CHOOSE
1X CARRIAGE + 4X SETS

PICK & MIX
-60%



964/3750S (621396)



964/3450S (621393)



964/32A50S (623987)



964/3550S (621394)



964/4650S (623987)



964/3050S (621389)



964/3650S (621395)

-60%

617101	920PLUS2	Tool carriage Europlus 810 x 510 x 945	1.064,87 €	425,95 €
619885	940EV4	Tool carriage Eurovision 800 x 440 x 923	705,19 €	282,08 €
621389	964/30S0S	Set of socket wrenches with accessories in SOS tool tray □ 188/2 6p (4, 4.5, 5, 5.5, 6, 7, 8, 9, 10, 11, 12, 13), □ 189/2 (E 4, E 5, E 6, E 7, E 8, E 10, E 11), □ 187/2HX (3, 4, 5, 6, 7), □ 187/2TX (TX 8, TX 10, TX 15, TX 20, TX 25, TX 27, TX 30, TX 40), □ 187/2SL (0.8 x 4, 1 x 5.5, 1.2 x 7), □ 187/2PH (PH 1, PH 2, PH 3), □ 188.1/1ABI (1/4"), □ 188.2/2BI (1/4"), □ 188.3/2 (1/4"), □ 188.4/2 (1/4" x 55, 1/4" x 150), □ 188.6/2 (1/4"), □ 188.7/2 (1/4" - 3/8"), □ 188.8 (1/4"), □ 238/1 6p (6, 7, 8, 9, 10, 11, 12, 13, 14, 15, 16, 17, 18, 19, 20, 21, 22), □ 238.1/1FBI (3/8"), □ 238.2/1BI (3/8"), □ 238.3/1 (3/8"), □ 238.4/2 (3/8" x 45, 3/8" x 75), □ 238.4/1 (3/8" x 125, 3/8" x 250), □ 238.6/1 (3/8"), □ 238.7/2 (3/8" - 1/2"), □ 190/1 6p (10, 11, 12, 13, 14, 15, 16, 17, 18, 19, 20, 21, 22, 23, 24, 27, 30, 32), □ 190.1/1ABI (1/2"), □ 190.2/1BI (1/2" x 380), □ 190.3/1 (1/2"), □ 190.4/1 (1/2" x 250, 1/2" x 125), □ 190.6/2 (1/2"), v1964/30S0S (564 x 364 x 30)	496,32 €	198,53 €
623936	964/32AS0S	Set of BI pliers and hammer in SOS tool tray 406/1BI (180), 430/3 (250), 447/1HPP (240), 466/1BI (180), 514/1BI (160), 512/1BI (200), 532PLUS/1DP (180 x 19 - 60), 534PLUS/1DP (180 x 19 - 60), 536PLUS/1DP (180 x 19 - 60), 538PLUS/1DP (180 x 19 - 60), 642/6 (5), 660/6 (200), 812 (400), 820A (40), v1964/32AS0S (564 x 364 x 30)	234,96 €	93,98 €
621393	964/34S0S	Set of screwdrivers with T handle in SOS tool tray 193HXS (2.5, 3, 4, 5, 6, 8, 10), 193TX (TX 10, TX 15, TX 20, TX 25, TX 27, TX 30, TX 40, TX 45), 760H1/2S (200), 764H1/2S (200), 556B (160), v1964/34S0S (564 x 364 x 30)	148,34 €	59,34 €
621394	964/35S0S	Set of wrenches in SOS tool tray 110/1 (6 x 7, 8 x 9, 10 x 11, 12 x 13, 14 x 15, 16 x 17, 18 x 19, 20 x 22, 21 x 23, 24 x 27, 25 x 28, 30 x 32), 120/1 (6, 7, 8, 9, 10, 11, 12, 13, 14, 15, 16, 17, 18, 19, 20, 21, 22, 24, 27), 180/1 (6 x 7, 8 x 9, 10 x 11, 12 x 13, 14 x 15, 16 x 17, 18 x 19, 20 x 22), 183/2 (8 x 10, 10 x 11, 11 x 13, 12 x 14, 17 x 19, 19 x 22), 220/3SPH (1.5, 2, 2.5, 3, 4, 5, 6, 8, 10), 220/7TXPH (TR 9, TR 10, TR 15, TR 20, TR 25, TR 27, TR 30, TR 40), v1964/35S0S (564 x 364 x 30)	348,37 €	139,35 €
621395	964/36S0S	Set of socket wrenches with accessories in SOS tool tray □ 188/2 6p (4, 4.5, 5, 5.5, 6, 7, 8, 9, 10, 11, 12, 13), □ 189/2 (E 4, E 5, E 6, E 7, E 8, E 10, E 11), □ 187/2HX (3, 4, 5, 6, 7), □ 187/2TX (TX 8, TX 10, TX 15, TX 20, TX 25, TX 27, TX 30, TX 40), □ 187/2SL (0.8 x 4, 1 x 5.5, 1.2 x 7), □ 187/2PH (PH 1, PH 2, PH 3), □ 188.1/1ABI (1/4"), □ 188.2/2BI (1/4"), □ 188.3/2 (1/4"), □ 188.4/2 (1/4" x 55, 1/4" x 150), □ 188.6/2 (1/4"), □ 188.7/2 (1/4" - 3/8"), □ 188.8 (1/4"), □ 190/1 6p (10, 11, 12, 13, 14, 15, 16, 17, 18, 19, 20, 21, 22, 23, 24, 27, 30, 32), □ 191/1 (E 10, E 11, E 12, E 14), □ 192/2HX (6, 7, 8, 9, 10, 12), □ 192/2TX (TX 30, TX 40, TX 45, TX 50), □ 192/2ZXL (M 6, M 8, M 10, M 12), □ 190.1/1ABI (1/2"), □ 190.2/1BI (1/2" x 380), □ 190.3/1 (1/2"), □ 190.4/1 (1/2" x 250, 1/2" x 125), □ 190.6/2 (1/2"), v1964/36S0S (564 x 364 x 30)	448,27 €	179,31 €
621396	964/37S0S	Set of screwdrivers in SOS tool tray 605TBI (0.5 x 3.0 x 80, 0.8 x 4.0 x 100, 1.0 x 5.5 x 125, 1.2 x 6.5 x 150, 1.6 x 8.0 x 175), 615TBI (PH 0 x 60, PH 1 x 80, PH 2 x 100, PH 3 x 150), 626TBI (PH 1 x 25, PH 2 x 25), 627TBI (1.0 x 5.5 x 25, 1.2 x 6.5 x 25), 621TBI (TX 6, TX 8, TX 10, TX 15, TX 20, TX 25, TX 27, TX 30, TX 40), 193HXS (3, 4, 5, 6, 8, 10), v1964/37S0S (564 x 364 x 30)	158,45 €	63,38 €
623987	964/46S0S	Set of wrenches and screwdrivers in SOS tool tray 120/1 (6, 7, 8, 9, 10, 11, 12, 13, 14, 15, 16, 17, 18, 19, 21, 22, 24), 220/3 (1.5, 2, 2.5, 3, 4, 5, 6, 8, 10), 605TBI (0.4x2.5x75, 0.5x3.0x80, 0.6x3.5x100, 0.8x4.0x100, 1.2x6.5x150, 1.2 x 8.0 x 175), 615TBI (PH1x80, PH2x100), 627TBI (1.0 x 5.5 x 25), 626TBI (PH2x25), v1964/46S0S (564 x 364 x 30)	172,46 €	68,98 €



-60%

991,81 €

2.479,51 €

1

990MA1 | 625751

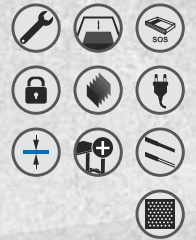
Modular work bench - modul A1

2

-60%

1.647,86 €

4.119,64 €



990MB2 | 625752

Modular work station - modul B2

3

-60%

474,72 €

1.186,81 €



990MA3 | 625753

Modular work bench - modul A3

4

-60%


388,07 €

970,17 €



990MC4 | 625754

Perforated back - modul C4



-60%
264,70 €

661,74€

5


990MC5 | 625755

Perforated back - modul C5

6

-60%
555,25 €

1.388,12€



990MA6 | 625756

Modular work bench - modul A6



-60%
456,33 €

1.140,83€

7


990MA7 | 625757

Modular work bench - modul A7

8


-60%
180,77 €

451,93€



990MC8 | 625758

Perforated back - modul C8



-60%
292,33 €

730,83 €

9

990MC9 | 625759

Perforated back - modul C9

10

-60%
1.019,71 €

2.549,28 €



990MA10 | 625760

Modular work bench - modul A10

11

-60%
889,90 €

2.224,76 €




990MA11 | 625761

Modular work bench - modul A11

14

-60%
421,98 €

1.054,95 €




990MA14 | 627544

Modular work bench - modul A14

-60%
216,40 €

547,00 €



990MA15 | 627545

Modular work bench - modul A15

15